

# Spring 2012 River Evangelism\* Survey

---

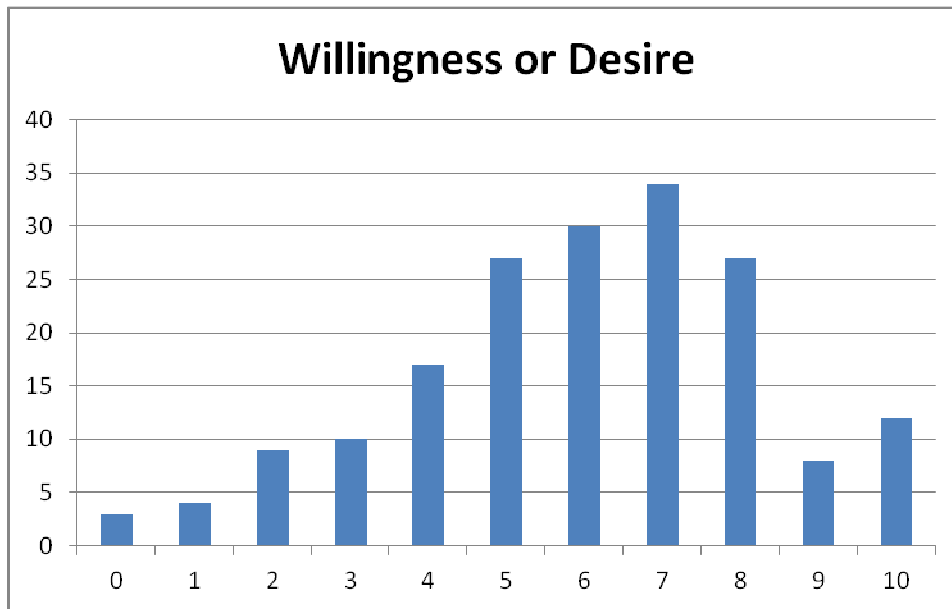
## Summary

The survey shows that we as the River Church Community are engaged in an average of 5 relationships with people who are not following Jesus AND whom we see ourselves as a participant of God's work in their lives! Our church has broad reach for a church of its size. Additionally, there are 47 of us who rate ourselves as having a high (8 to 10) willingness/desire to talk about our life with Jesus. This 25% of our community is leading the way for the rest of us. Malcolm Gladwell, in his book *The Tipping Point*, suggests that this is enough for change to occur in our community. As a whole, we are averaging a 6 on the willingness/desire scale.

The survey, however, also reveals that our #1 inhibitor to evangelism is fear of offending. This is significantly associated with being afraid that we cannot answer a question that others will raise. In terms of activity, both in practice and expressed desire, we are uncomfortable inviting people into a River context, whether worship such as Sunday morning or social.

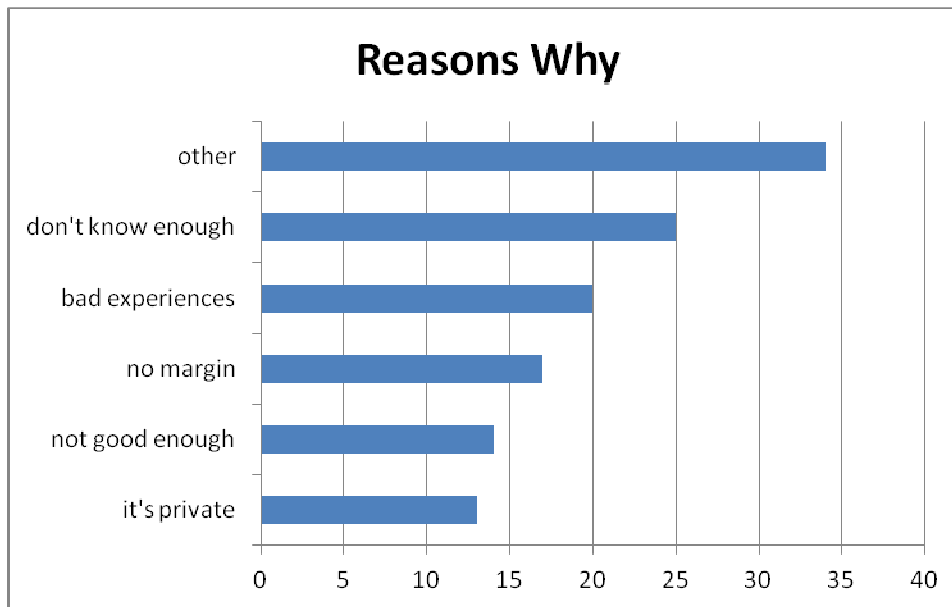
# Spring 2012 River Evangelism\* Survey

## Question 1



Sample Size 181  
 Average 5.97  
 Std Dev 2.29  
 Std Error 0.17

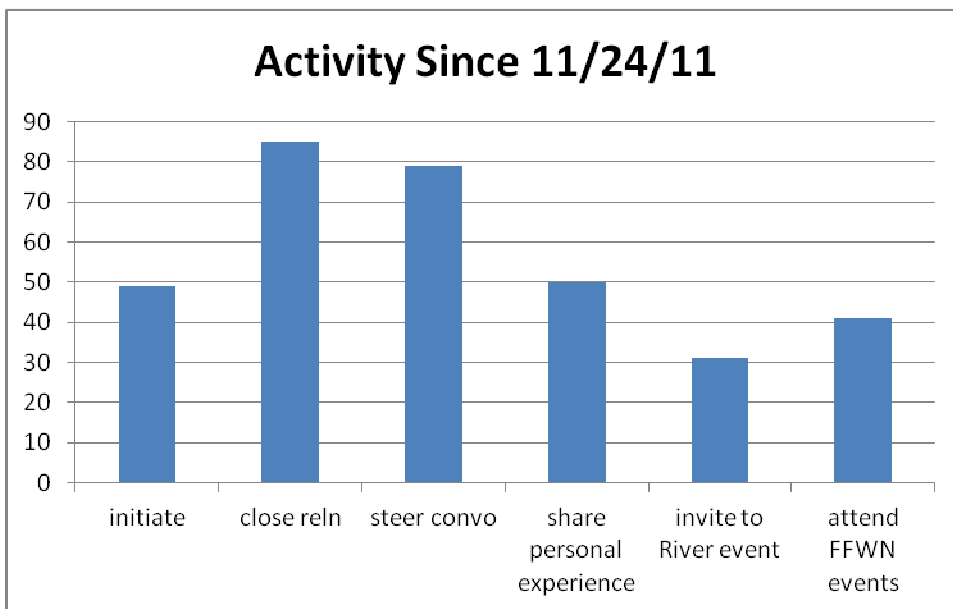
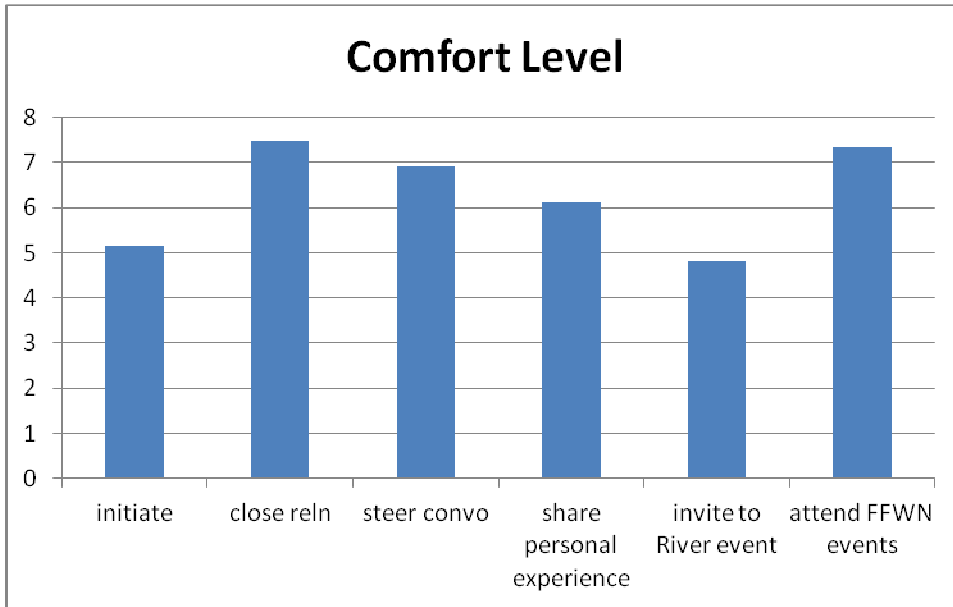
## Question 2



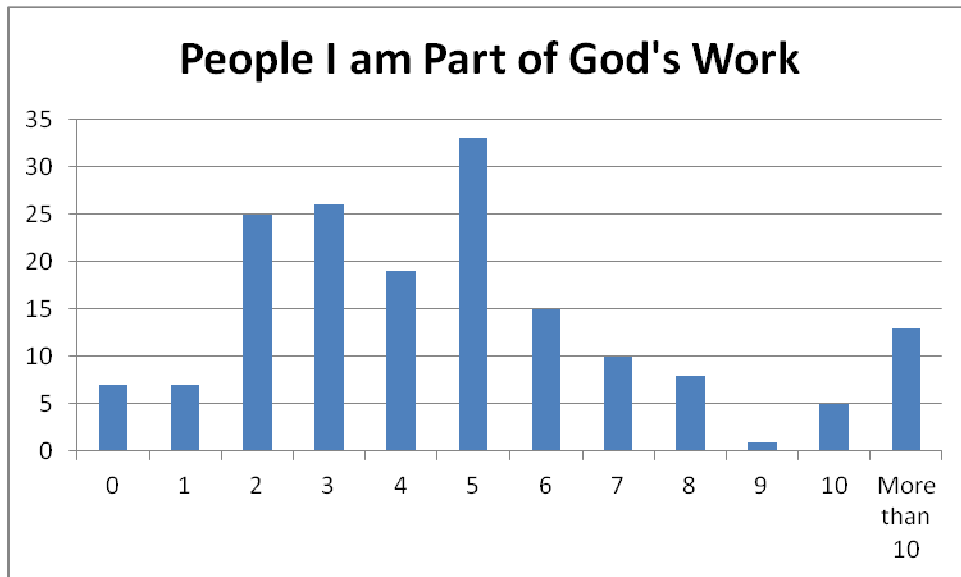
Sample Size 70

Other reasons: God will prompt them (7), Personal faith struggles (7), Fear (6), No opportunities (4), How to be authentic (4), Introvert/Private (4), Useless, Don't know why

Question 3

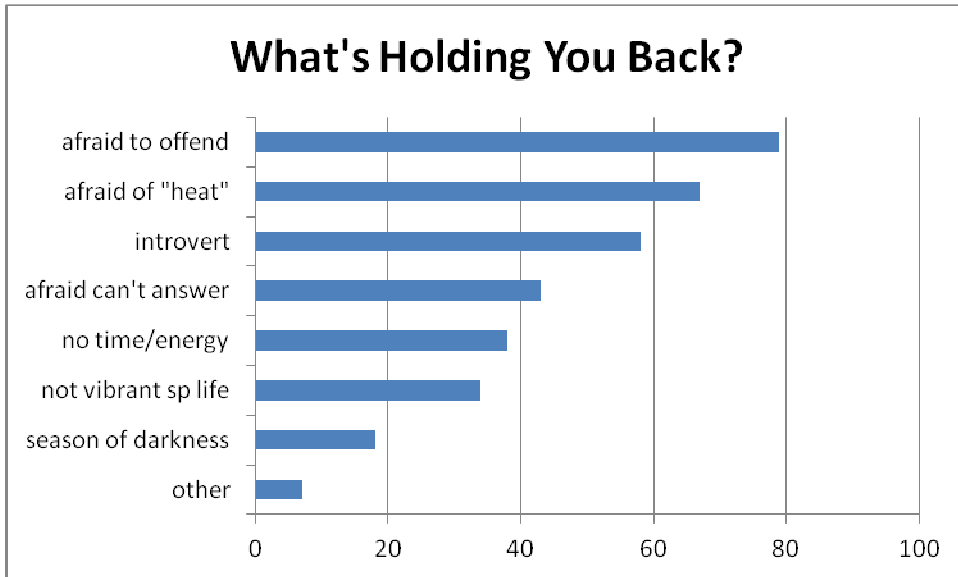


Question 4



Sample Size 169  
Average 4.74  
Std Dev 2.85  
Std Err 0.02

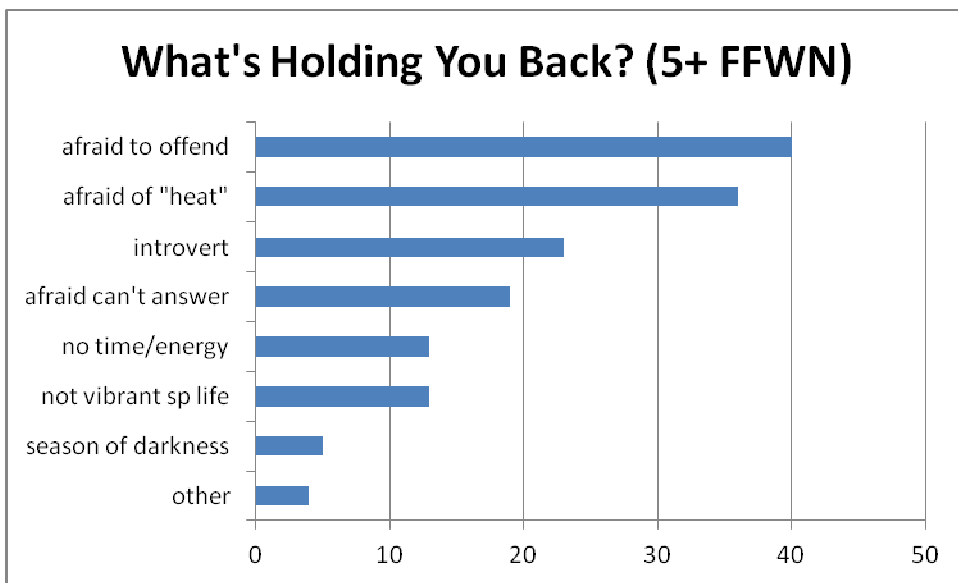
**Question 5**



No time/energy due to: Family/Work (26), Health (3), Everything (2), Prioritizing (1), Time with Xtians (1)

Can't answer: Apologetics (4), Exclusivity of Christ (4), Bible Validity (4), Homosexuality (3), Jesus = God (3), God being just/merciful (3), salvation/heaven/hell (2), faith vs science (2), knowing God is real (2), etc.

Other: Evangelism has been people = projects, need opening first or won't initiate, conversion or love, missed opportunities, lazy, attraction rather than promotion, jeopardize professionalism



**Note:** Scale CHANGE

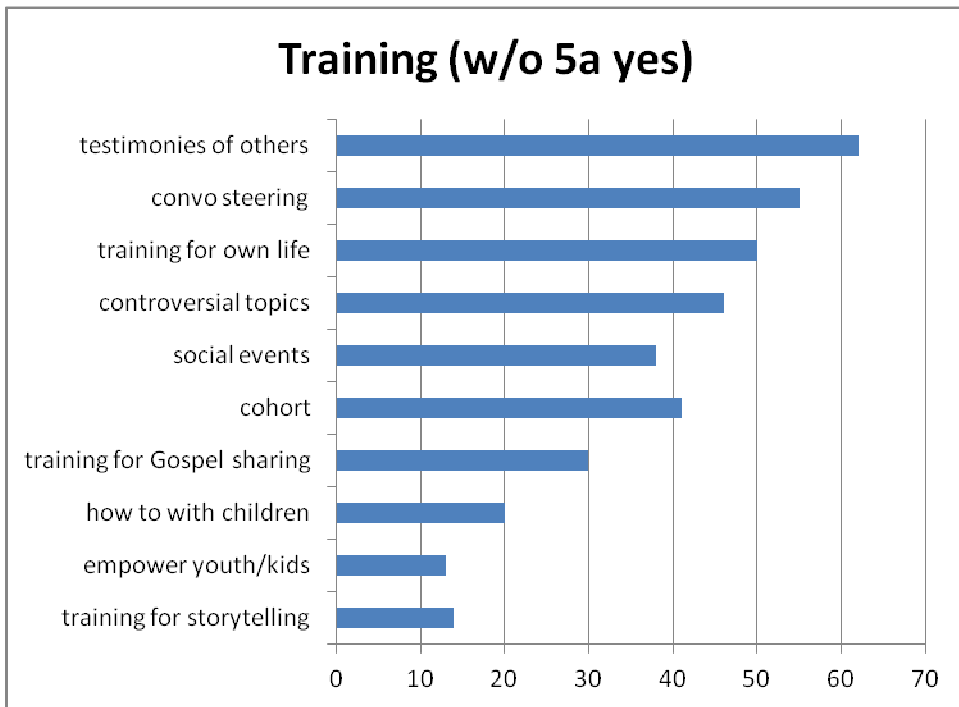
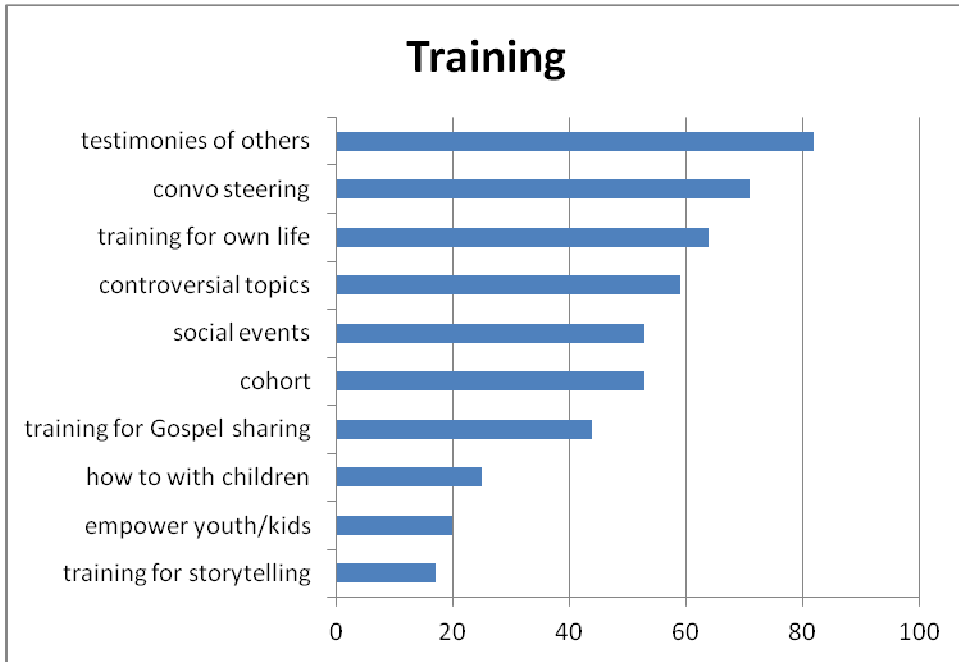
**Sample size 85**

No time/energy due to: Family/Work (10), Health, Prioritizing

Can't answer: Bible Validity (3), Homosexuality (3), God being just/merciful (3), Exclusivity of Christ (3), Apologetics (2), Jesus = God (2), etc.

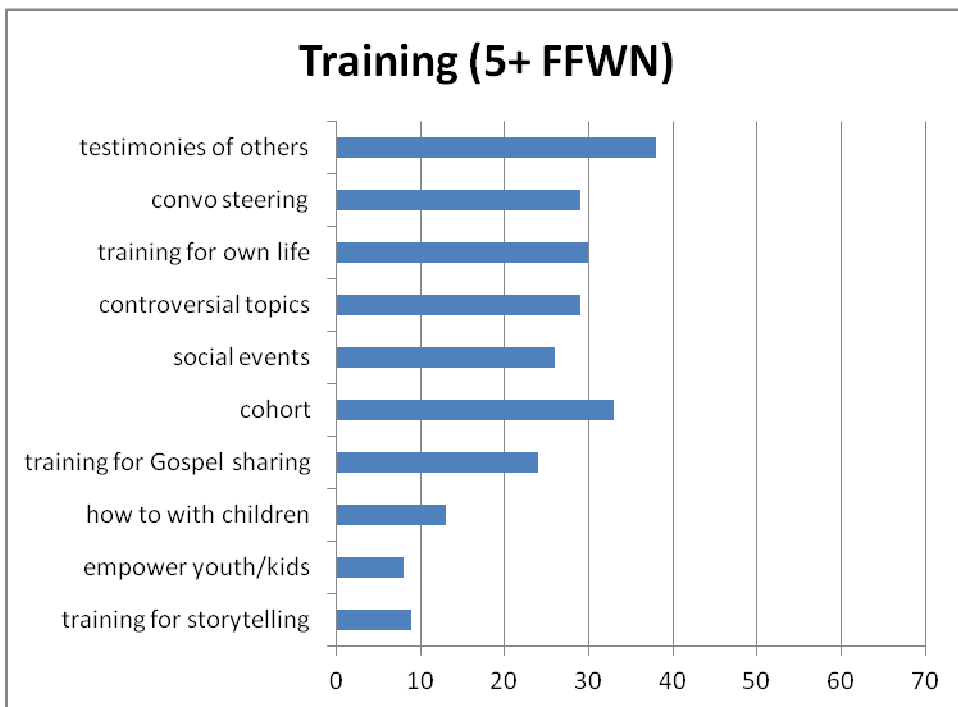
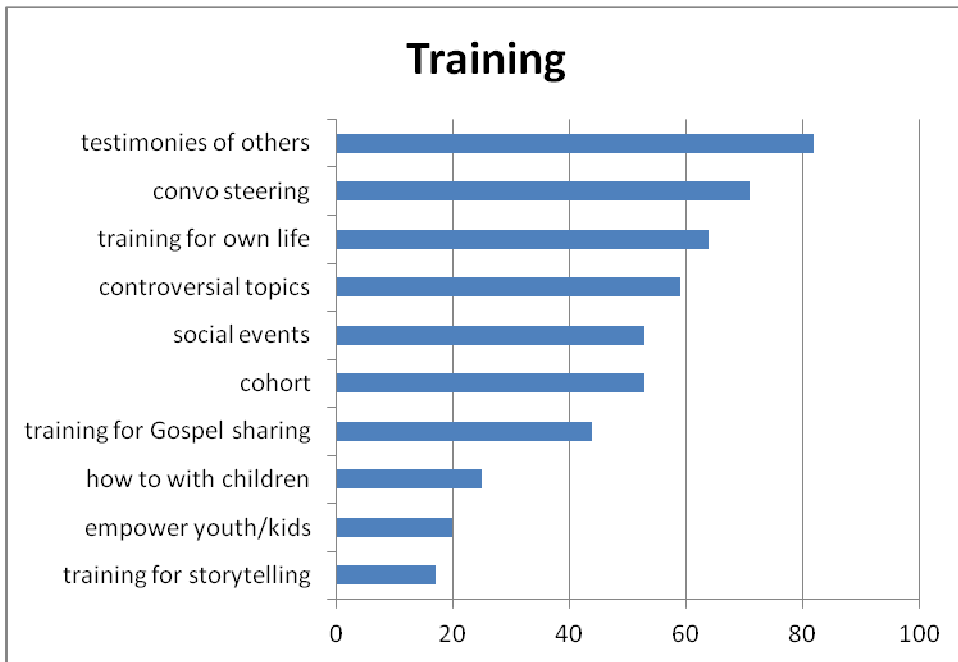
Other: conversion or love, missed opportunities, attraction rather than promotion, jeopardize professionalism

Question 6



Sample Size 146

Question 6

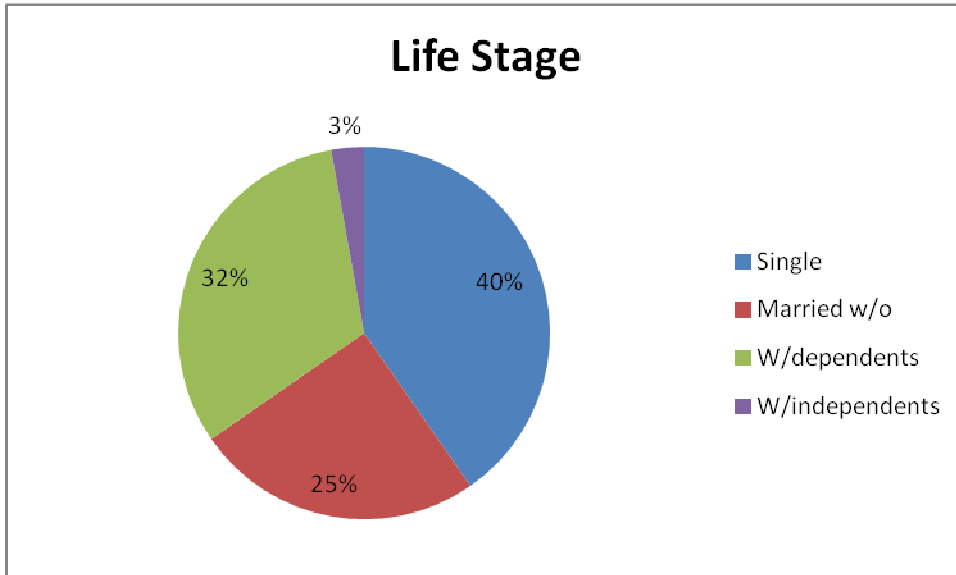


Sample Size 85

## Demographics

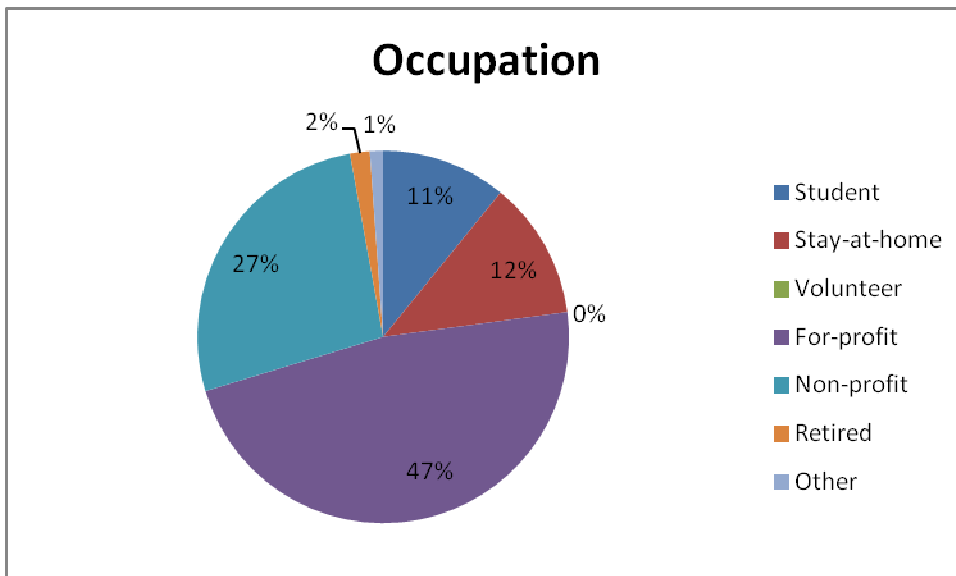
**Gender** Female: 101 Male: 72 Declined to State: 9

**Years (avg)** Christ Follower: 20.3 Riverite: 5.23 Si Valley Resident: 15.79



Avg Num of Kids: 2.5

Avg Age of Youngest Child: 6.91 yrs



For-profit:

- Tech (50%)
- Healthcare (10%)
- Self (6%)
- Education (5%)
- Finance (5%)
- Sales (3%)
- Etc.

Non-profit:

- Education (50%)
- Healthcare (20%)
- Gov't (13%)
- Church (5%)
- Etc.

## Associations

	< 5 FFWN	>= 5 FFWN	Total
W/dependent kids	30	23	53
W/o dependent kids	51	60	111
Total	81	83	164

$X^2 = 1.63$

P-value > 0.25 (not significant)

---

	< 5 FFWN	>= 5 FFWN	Total
W/dependent kids < 5 yrs old	17	12	29
Other	64	71	135
Total	81	83	164

$X^2 = 1.20$

P-value > 0.25 (not significant)

---

	Yes, No Time/Energy	No, No Time/Energy	Total
W/dependent kids	17	39	56
W/o dependent kids	19	101	120
Total	36	140	176

$X^2 = 4.95$

P-value > 0.10 (not significant)

---

	Yes, No Time/Energy	No, No Time/Energy	Total
W/dependent kids < 5 yrs old	12	17	29
Other	24	123	147
Total	36	140	176

$X^2 = 9.34$

P-value < 0.05 (marginally significant)

Odds ratio = 3.62

---

	< 5 FFWN	>= 5 FFWN	Total
Men	38	32	70
Women	41	50	91
Total	79	82	161

$X^2 = 1.35$

P-value > 0.25 (not significant)

	< 5 FFWN	>= 5 FFWN	Total
> 5 yrs in Christ	75	72	147
<= 5 yrs in Christ	2	3	5
Total	77	75	152

**X<sup>2</sup> = 0.23**

**P-value > 0.25 (not significant)**

---

	Yes, Afraid of "Heat"	No, Afraid of "Heat"	Total
Yes, Afraid to Offend	42	37	79
No, Afraid to Offend	25	80	105
Total	67	117	184

**X<sup>2</sup> = 2.13**

**P-value > 0.25 (not significant)**

---

	Yes, Afraid Can't Answer	No, Afraid Can't Answer	Total
Yes, Afraid to Offend	24	55	79
No, Afraid to Offend	19	86	105
Total	43	141	184

**X<sup>2</sup> = 17.03**

**P-value < 0.001 (highly significant)**

**Odds ratio = 1.98**

---

	Yes, Afraid Can't Answer	No, Afraid Can't Answer	Total
Yes, Afraid of "Heat"	24	43	67
No, Afraid of "Heat"	19	98	117
Total	43	141	184

**X<sup>2</sup> = 8.91**

**P-value < 0.05 (marginally significant)**

**Odds ratio = 2.88**

---

	Yes, Controversial Topics	No, Controversial Topics	Total
Yes, Afraid to Offend	28	51	79
No, Afraid to Offend	31	74	105
Total	59	125	184

**X<sup>2</sup> = 4.64**

**P-value > 0.10 (not significant)**

---

	Yes, Controversial Topics	No, Controversial Topics	Total
Yes, Afraid Can't Answer	23	20	43
No, Afraid Can't Answer	36	105	141
Total	59	125	184

$\chi^2 = 4.29$

P-value > 0.10 (not significant)

---

Apart from 5c (do not have a vibrant faith), no significant associations were found between "dependent kid" status and other #5 questions.

	Yes, No Vibrant Faith	No, No Vibrant Faith	Total
W/dependent kids	2	54	56
W/o dependent kids	32	88	120
Total	34	142	176

$\chi^2 = 11.63$

P-value < 0.01 (significant)

Odds ratio = 0.101

No significant associations were found between 5e and 6c (previously 5f and 6d), 5f and 6g (prev. 5g and 6h), 5f and 6b (prev. 5g and 6c), or 5f and 6c (prev. 5g and 6d).